

MEGBI Antibiotics/Antibodies Production Pilot Plant (MEGBI-APP)- 5th Project Report (2016)

- Completing integration of MEGBI-APP test rig (valves, automation)
- Study for monoclonal antibodies production
- Feasibility studies for production of antibiotics, vaccines and monoclonal antibodies

Authors:

Samir Mourad, Ahmad Trad, Asia Mourad, Rami Nassouh

Initial Document: 9 June 2017

Last update/أخر تعديل: 15 August 2017



مركز أبحاث الشرق الأوسط للجينات والتقنية
البيولوجية

رأسنحاش – قضاء البترون- لبنان

**Middle East Genetics and Biotechnology
Institute (MEGBI)**

A Member Institute of AECENAR

Main Road, Ras-Nhache, Batroun, Lebanon

<http://www.aecenar.com/institutes/megbi>



www.temo-ek.de

TEMO Biotechnology

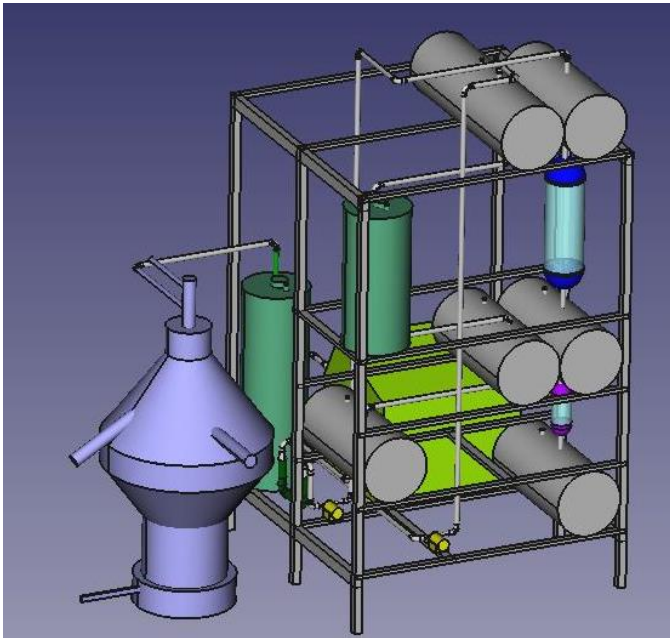
TEMO e.K., Im Klingenbühl 2a, 69123 Heidelberg, Germany



4.....	Project Status at beginning of this project phase	
5.....	(Project Management) إدارة المشروع	1
5	هدف العمل (Project phase goal)	1.1
5	Budget Planning	1.2
5	الجدول الزمني Time Schedule /	1.3
5	Costs for completing prototype for Ampicillin production	1.4
5.....	Alternative 1: Stepper Motor for automatic valves	1.4.1
5.....	Alternative 2: DC Motor for automatic valves	1.4.2
7.....	Alternative 3: Low cost servo (see chapter 6)	1.4.3
8.....	Marketing	2
8	Feasibility Study for Antibiotics production	2.1
8	Feasibility Study for Vaccines production	2.2
8	Feasibility Study for Monoclonal Antibodies production	2.3
9	Brochure for LG Biotech	2.4
10.....	Basics	3
10	Torque at Stepper Motors and Servos	3.1
10.....	Product Example (from www.cnclablb.com)	3.1.1
11.....	Concept	4
11	Flow diagram	4.1
13.....	System Design (Ampicillin Pilot Production Plant Design)	5
17	Still missing (to be developed/manufactured/buyed in 2017 insha Allah)	5.1
18.....	Process Control System	6
18	Automatic Valve	6.1
18.....	Alternative 1: DC Motor for automatic valves	6.1.1
19.....	Alternative 3: Stepper Motor	6.1.2
20.....	Alternative3: Servo	6.1.3
20.....	Low Cost Servo	6.1.3.1
20.....	High cost Servo	6.1.3.2
21	Actual Motorized Valve Implementation	6.2
21.....	Hardware and Electronics	6.2.1
21.....	Adopted Motor	6.2.1.1

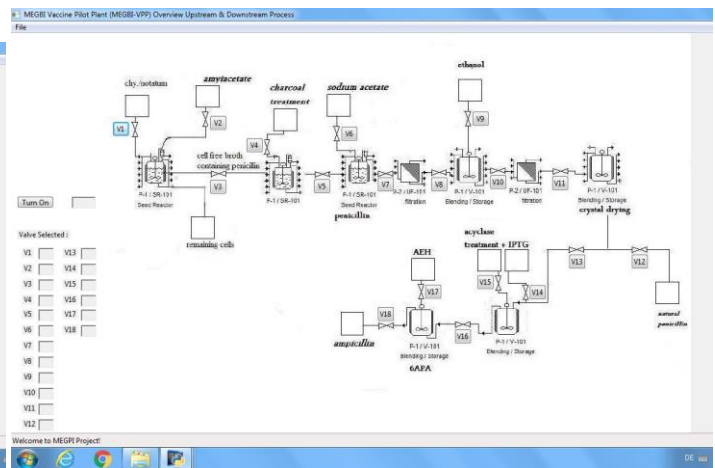
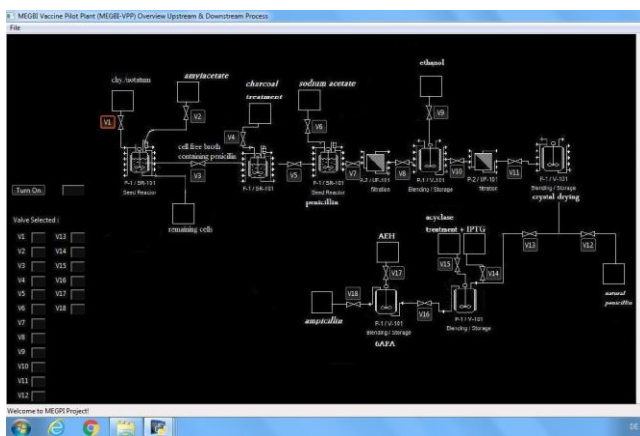
21.....	Motor Controller and Interfaces	6.2.1.2
23.....	Power Management	6.2.1.3
23.....	Firmware and Software	6.2.2
23.....	Arduino Firmware	6.2.2.1
23.....	Python Software	6.2.2.2
24.....	Retrofit,3D Models and 3D Prints	6.2.3
25.....	Concept for production of Monoclonal Antibodies	7
25	Concept (from Dr Ahmad Trad)	7.1
25.....	Project Plan for Monoclonal antibody core facility	7.1.1
32.....	Materials Needed	7.1.2
32.....	Equipment	7.1.2.1
34.....	CHEMICALS	7.1.2.2
36.....	Cells, Animals	7.1.2.3
36.....	Website	7.1.2.4
39.....	Products and price	7.1.2.5
41	Email Correspondence with Dr Ahmad Trad concerning business concept	7.2
41.....	Introduction and meeting in Nuremberg in Ramadan 2017 (first Ramadan week)	7.2.1
44.....	Final result of discussion	7.2.2
47.....	CV of Dr Ahmad Trad	7.2.3
53.....	Suppliers	8
53	Mechanical Parts (Valves, Sensors)	8.1
53.....	Valves	8.1.1
53.....	Temperature Sensors	8.1.2
54.....	Pressure Sensors	8.1.3
55.....	Flow Meters	8.1.4
55.....	Visualization Software	8.1.5
56.....	(References) مراجع	9

Project Status at beginning of this project phase



060116MEGBI-VPP_Assembly_simplified_manufactured.FCStd

- Mechanical parts of minimal USP-DSP manufactured



Process Control System



05121621uhr_MEGBI
-APP_automation.py

- Automation system, Graphical User Interface

1.1 هدف العمل (Project phase goal)

The goal is to install a minimal biotechnological USP—DSP production plant for monoclonal antibody (MAB) production in E.coli.

The goal is to install a pilot plant for producing semi-synthetic penicillin.

1.2 Budget Planning

From 3rd project report, Ch. 1.4: Azm Association (Faisal Maulawi, Dr Dani Saaduddin, Dr Kifah Tout) visited AECENAR Center at Ras Nhache on 6th March 2015 and Business Plan 2 was discussed. Result (Status 17th March 2015): Azm wants a more **detailed business plan with detailed market strategy.**

This is to be done in 2017.

1.3 Time Schedule / الجدول الزمني

Originally planned:

Nov/Dec 14: Financement and Concept Phase

Jan – June 15: Finishing of Development of MEGBI Vaccine Production Pilot Plant (MEGBI-VPP)

Actually:

March-May 2016: Migration of specification to semi-synthetic penicillin plant

1.4 Costs for completing protoype for Ampicillin production

1.4.1 Alternative 1: Stepper Motor for automatic valves

Automatic valves				
	piece cost	#pieces	total pieces	
سكر	\$4	18	\$72	
stepper motor	\$40	18	\$720	
acesories motor	\$10	18	\$180	
			\$0	
		Total cost	\$972	

1.4.2 Alternative 2: DC Motor for automatic valves



from www.cnclablb.com

Metal DC Geared Motor - 12V 50RPM 9kg.cm rated torque

Price : 15.95\$

Serial number : ACT0022

Description:

This is a metal DC geared motor, 100% pure copper coils, high-density molecular layer, 100:1 metal reducer, small size, large torque. The maximum torque could arrive 50 kg.cm, stable and durable!

Specification:

Rated voltage: 12 V

Gear reduction ratio: 100:1

D output shaft diameter: 6 mm

No-load speed: 50 RPM @ 12 v

No-load current: 0.17 A

Rated speed: 45 RPM @ 12 v

Current rating: 0.68 A

Rated torque: 9 kg.cm

Locked-rotor torque: 50 kg.cm

Locked-rotor current: 2.19 A

Power: 5W

Weight: 210 g

Shipping List:

Metal DC Geared Motor - 12V 50RPM 50kg.cm x1

Automatic valves					
	piece cost	#pieces	total pieces		
سكر	\$4	18	\$72		
DC motor	\$15	18	\$270		
accessories motor	\$10	18	\$180		
			\$0		
		Total cost	\$522		

1.4.3 Alternative 3: Low cost servo (see chapter 6)



Automatic valves					
	piece cost	#pieces	total pieces		
سكر	\$4	18	\$72		
low cost servo 9kg.cm	\$8	18	\$144		
acesories motor	\$10	18	\$180		
			\$0		
		Total cost	\$396		

2 Marketing

2.1 Feasibility Study for Antibiotics production

2.2 Feasibility Study for Vaccines production

2.3 Feasibility Study for Monoclonal Antibodies production

2.4 Brochure for LG Biotech



إنتاج ادوية عن طريق البيوتكنولوجيا

للاتصال - Contact

Ras Nhache, Main Road, District **Batroun**
North Lebanon, Lebanon
رأسنحاش - قضاء البترون - لبنان الشمالي

Website:
www.aecenar.com/companies/lgbiotech

إدارة الشركة - مستندات

تقوم على ادارة الشركة حاليا
الشركة اللبنانية الالمانية للبيوتكنولوجيا
رقم ٣٩٩ في سجل التجاري بيروت مسجل في تاريخ ٢٠٠٩/٥/٢٨






التحقيق عن طريق
اسم
LG Biotech
أوسووسو Tâpou - Batroun
طريق البترون
سجل الشركة
4 km
العهد القديم
العهد القديم
العهد القديم



Eng. Samir Mourad , *Director/CEO*

Mobile Lebanon: +961 76341526
Mobile Germany: +49 178 7285578
Email: samir.mourad@aecenar.com

@LG Biotech, July 2017

مختبرات



مختبر
بيوتكنولوجي

Genetic Engineering
Gene Virus
Evolution Lect 2

قيمة الشركة وسعر الاسهم

تاريخ الشركة

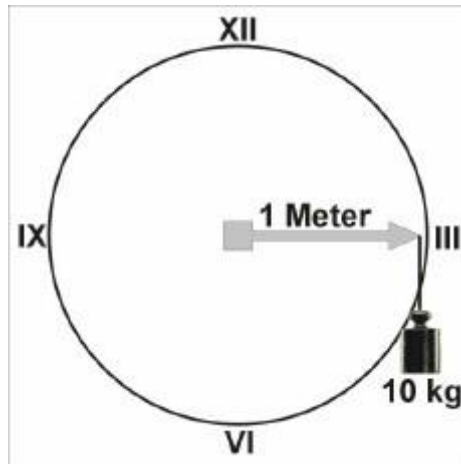
منتجات الشركة

- Antibiotics (Ampicillin, ...)
- Vaccines (Hepatitis B, ...)
- Monoclonal Antibodies

3 Basics

3.1 Torque at Stepper Motors and Servos

Wenn man an den Zeiger einer Turmuhr in der Stellung auf 3 Uhr ein Gewicht von 10 kg hängt, wirkt auf die Achse ein Drehmoment von 100 Nm (also 10000 Ncm). Ein Getriebemotor mit 100 Ncm könnte beispielsweise bei einem Hebel von 1 cm (an der Achse) noch 10 kg heben.



3.1.1 Product Example (from www.cnclablb.com)

<p>The image shows a black TowerPro MG995 metal gear servo motor with three colored wires (red, yellow, brown). Next to it are several black plastic gears of different sizes and shapes, a metal gear, and various small screws and bearings.</p>	<p>Metal Gear Servo TowerPro MG995 Servo - 9kg Price : 8\$ Serial number : ACT0005</p>
--	--

Description:

Modulation: Digital

Torque: 4.8V: 130.54 oz-in (**9.40 kg-cm**) 6.0V: 152.76 oz-in (11.00 kg-cm)

Speed: 4.8V: 0.20 sec/60° 6.0V: 0.16 sec/60°

Weight: 1.94 oz (55.0 g)

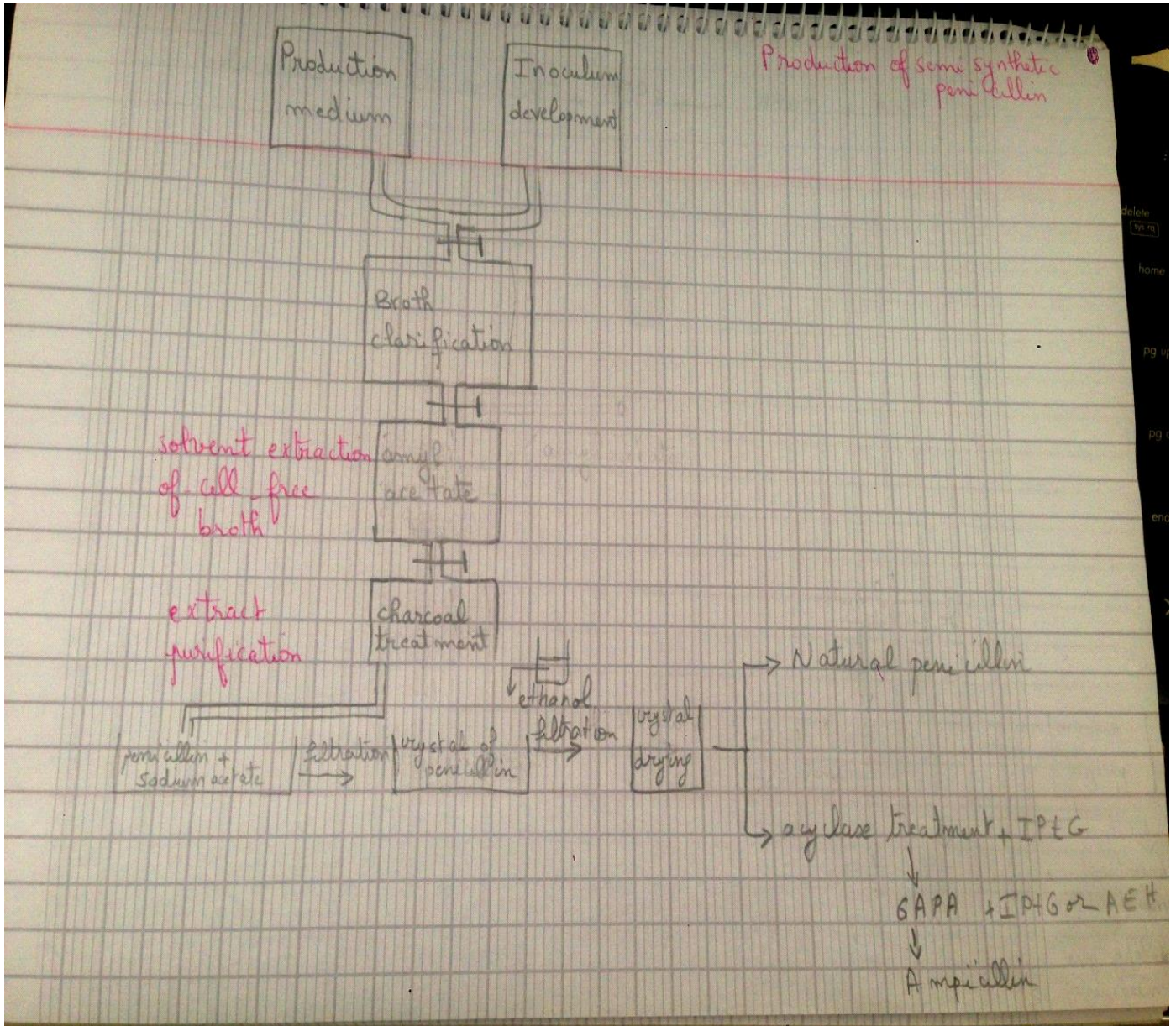
Dimensions:Length:1.60 in (40.7 mm)

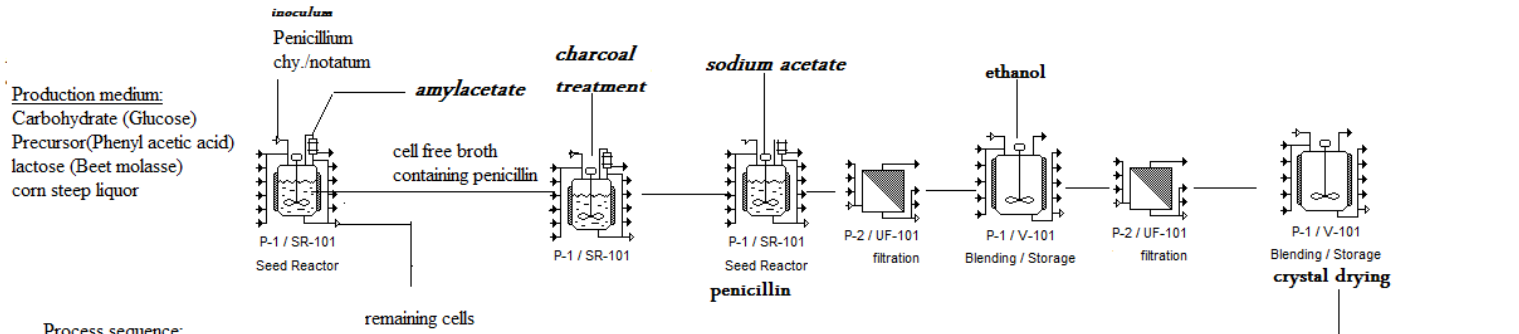
Width:0.78 in (19.7 mm)

Height:1.69 in (42.9 mm)

4 Concept

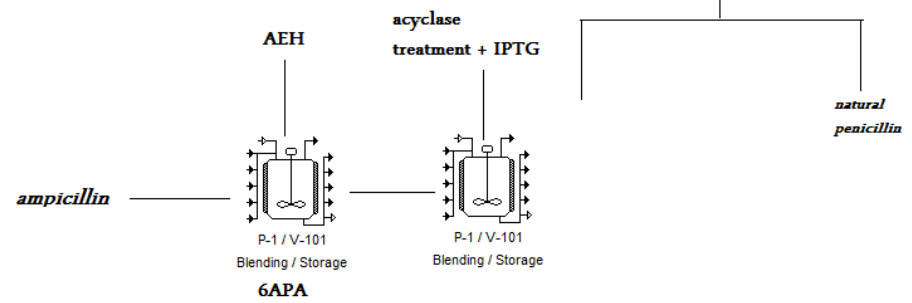
4.1 Flow diagram

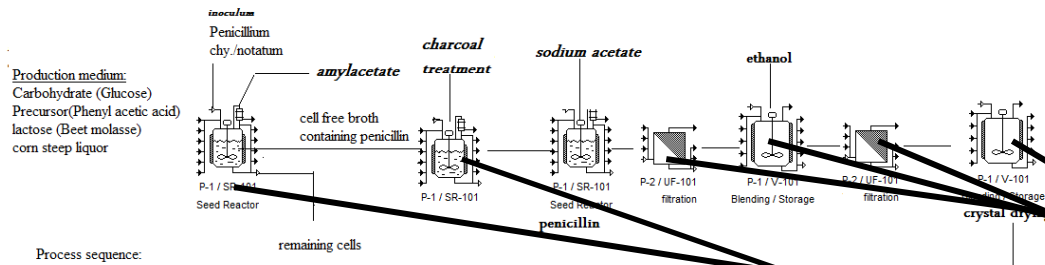




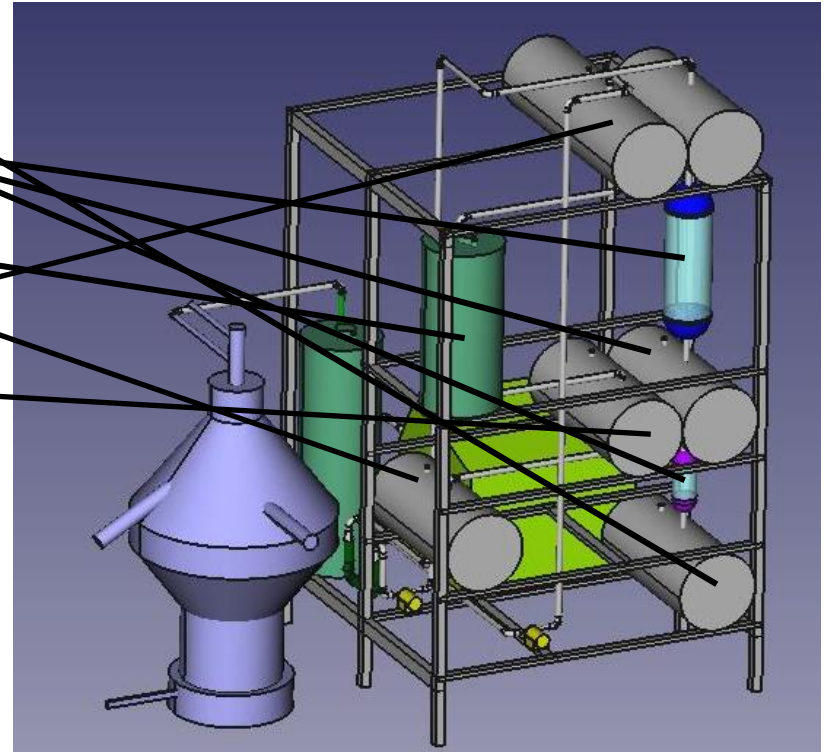
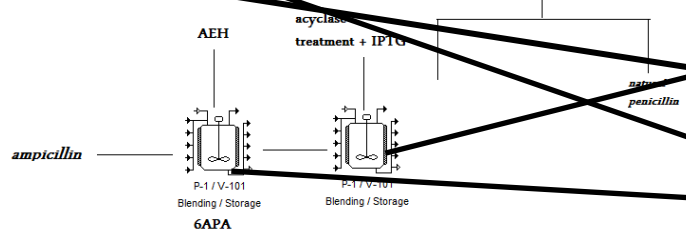
Process sequence:

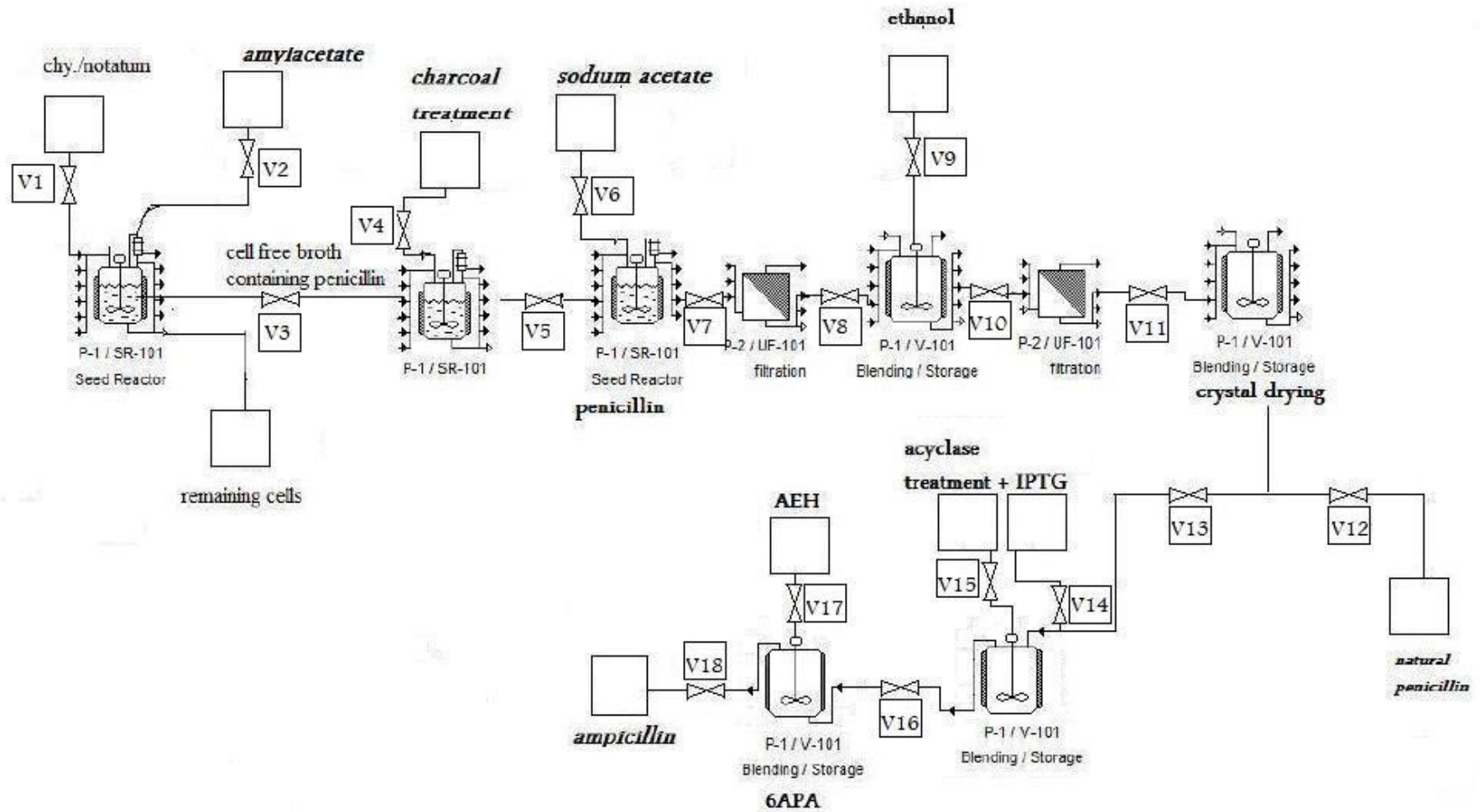
1. Sterilizing Production media
2. putting inoculum
3. waiting 7 days
4. addition of amylacetate (for extraction of cell free broth)
5. removing cell free broth to another vessel
6. charcoal treatment for purification
7. sodium acetate for crystallization
8. filtration
9. addition ethanol
10. filtration
11. acylase treatment+ IPTG for removing side chaine
12. addition AEH for ampicillin production





1. Sterilizing Production media
2. putting inoculum
3. waiting 7 days
4. addition of amylacetate (for extraction of cell free broth)
5. removing cell free broth to another vessel
6. charcoal treatment for purification
7. sodium acetate for crystallization
8. filtration
9. addition ethanol
10. filtration
11. acylase treatment+ IPTG for removing side chains
12. addition AEH for ampicillin production





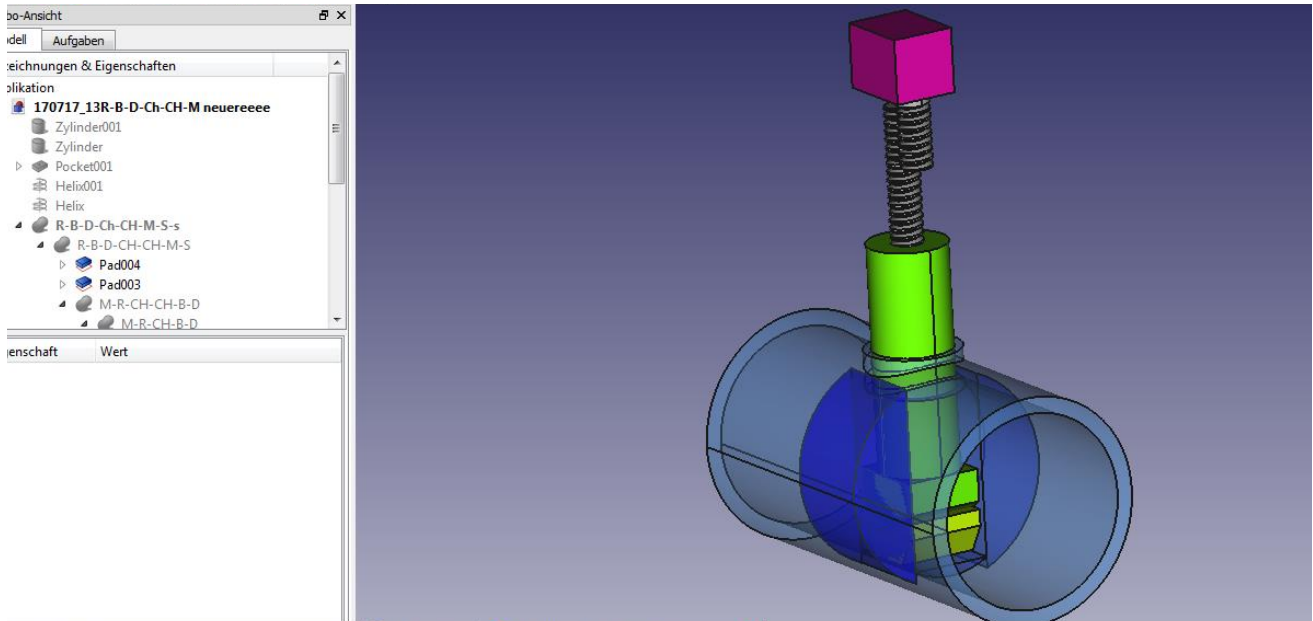
5.1 Still missing (to be developed/manufactured/buyed in 2017 insha Allah)

- automatic control valves
- piping
- ~~disc stack cetrifuge, homoginizer (for manufacturing disc stack centrifuge and homoginizer a CNC machine is needed)~~
- connecting to automation system

Error! Use the Home tab to apply Überschrift 1 to the text that you want to appear here.

6 Process Control System

6.1 Automatic Valve



170717_13R-B-D-Ch-CH-M neuereeee.FC

6.1.1 Alternative 1: DC Motor for automatic valves



from www.cnclablb.com

Metal DC Geared Motor - 12V 50RPM 9kg.cm rated torque

Price : 15.95\$

Serial number : ACT0022

Description:

This is a metal DC geared motor, 100% pure copper coils, high-density molecular layer, 100:1 metal reducer, small size, large torque. The maximum torque could arrive 50 kg.cm, stable and durable!

Specification:

Rated voltage: 12 V

Gear reduction ratio: 100:1

Error! Use the Home tab to apply Überschrift 2 to the text that you want to appear here.

D output shaft diameter: 6 mm

No-load speed: 50 RPM @ 12 v

No-load current: 0.17 A

Rated speed: 45 RPM @ 12 v

Current rating: 0.68 A

Rated torque: 9 kg.cm

Locked-rotor torque: 50 kg.cm

Locked-rotor current: 2.19 A

Power: 5W


Weight: 210 g

Shipping List:

Metal DC Geared Motor - 12V 50RPM 50kg.cm x1

6.1.2 Alternative 3: Stepper Motor

From www.cnclablb.com



from www.cnclablb.com

Bipolar Stepper Motor with Planet Gear Box (18kg.cm)

Price : 40\$, Serial number : ACT0017

!!!needs additional drive!!!

Error! Use the Home tab to apply Überschrift 1 to the text that you want to appear here.

6.1.3 Alternative3: Servo

6.1.3.1 Low Cost Servo

from www.cnclablb.com



Description:

Modulation: Digital

Torque: 4.8V: 130.54 oz-in (**9.40 kg-cm**) 6.0V: 152.76 oz-in (11.00 kg-cm)

Speed: 4.8V: 0.20 sec/60° 6.0V: 0.16 sec/60°

Weight: 1.94 oz (55.0 g)

Dimensions:Length:1.60 in (40.7 mm)

Width:0.78 in (19.7 mm)

Height:1.69 in (42.9 mm)

6.1.3.2 High cost Servo



DF15MG Tilt/Pan Kit

Error! Use the Home tab to apply Überschrift 2 to the text that you want to appear here.

Price : 47.5\$

Mark : DFRobot

Serial number : FIT0046

This is a 2DOF Pan and Tilt Kit assembly for horizontal surface mount. It equipped with a DF15MG servo which offers **15 kg high-torque**

6.2 Actual Motorized Valve Implementation

6.2.1 Hardware and Electronics

6.2.1.1 Adopted Motor

The adopted motor is the TowerPro MG995 DC Servo Motor with the following specs:

- Modulation: Digital
- Torque: 4.8V: 9.40 kg-cm 6.0V: 11.00 kg-cm
- Speed: 4.8V: 0.20 sec/60° 6.0V: 0.16 sec/60°
- Weight: 1.94 oz (55.0 g)
- Dimensions:Length:1.60 in (40.7 mm)
- Width:0.78 in (19.7 mm)
- Height:1.69 in (42.9 mm)
- [LINK – CNC LAB Shop](#)



Figure 6-1 – TowerPro MG995

The adopted motor provides the required torque to turn the ball valve.

A set of 18 servos are used with a control unit shown in 6.2.2 to allow opening and closing of 18 ball valves.

6.2.1.2 Motor Controller and Interfaces

To accommodate 18 servo motors and ensure best response the Arduino Mega 2560 was chosen for the following reasons:

- Enough PPM capable IO count to control the servos. The Arduino Mega 2560 allows control of 48 Servo motors while most of other Arduino boards allow control of only 12 servos max.
- Availability of an IO shield that makes powering and connecting all the servos much more convenient and much less time consuming.



Figure 6-2 – Arduino Mega - [LINK](#)




Figure 6-3 – Mega Sensor Shield - [LINK](#)

Error! Use the Home tab to apply Überschrift 1 to the text that you want to appear here.

Interfacing between MEGBI python GUI and the servos can be accomplished in two ways:

- a. Via Digital input signals on the Arduino Shield.
- b. Via Communication through the Arduino USB port.

Digital interface mode and communication mode can be used at the same time if necessary.

The following IO map illustrates the IO allocation for the servos and the digital inputs on the Arduino Shield:

VAVLE ID	COMMAND PIN (ARDUINO INPUT)	SERVO PIN (ARDUINO OUTPUT)
1	DIO 33	DIO 14
2	DIO 34	DIO 15
3	DIO 35	DIO 16
4	DIO 36	DIO 17
5	DIO 37	DIO 18
6	DIO 38	DIO 19
7	DIO 39	DIO 20
8	DIO 40	DIO 21
9	DIO 41	DIO 22
10	DIO 42	DIO 23
11	DIO 43	DIO 24
12	DIO 44	DIO 25
13	DIO 45	DIO 26
14	DIO 46	DIO 27
15	DIO 47	DIO 28
16	DIO 48	DIO 29
17	DIO 49	DIO 30
18	DIO 50	DIO 31




Figure 6-4 – Inputs and Outputs Allocation

The digital input mode of control allows closing and opening the valves by set or clearing the corresponding DIO respectively.

On the other hand, controlling the valves via USB communication with Arduino is implemented in an example Python code using a couple of Python classes discussed in more details in part 6.2.2.

Error! Use the Home tab to apply Überschrift 2 to the text that you want to appear here.

6.2.1.3 Power Management

One of the reasons of choosing Arduino Mega IO shield was powering the motors as mentioned earlier, as 18 Servo motors can consume a hefty amount of power.

Each servo motor can consume up to 1.2 Amps at 5V at certain moments when closing or opening the valves. Thus in terms of power management the following measures were taken:

- The IO shield allows powering the servos from a separate power connector (Green screw terminal in Fig6-4) thus isolating the limited Arduino regulator from motors consumption and ensuring microcontroller chip performance and functionality.
- Within the Arduino Firmware, precautions were taken so that the servos are only consuming power while opening or closing and for a limited time beyond that. After the time delay of a motor's activity the motor is powered down to cut its consumption to almost zero Amps.

Having mentioned the above points, selecting the motors power supply is highly related to the number of motors that are expected to be active simultaneously. For example, if the automatic mode of the plant requires that 6 motors have to be active at a certain moment; and active means is currently in the process of opening or closing; then the power supply should be a 5 VDC with at least $6 \times 1.2A = 7.2$ Amps.

The arduino board itself can be powered either by a USB cable connected to PC or by any standard wall adapter with voltage between 7.4V and 12V.

6.2.2 Firmware and Software

6.2.2.1 Arduino Firmware

The Arduino controller is loaded with a firmware featuring the following:

- Control of 18 Servo motors with preset positions for closed and opened valve.
- Digital Input control for all 18 valves.
- Communication protocol class for two way communication with Python GUI on PC.
- Power management for all motors.

The firmware was developed by CNC LAB.

The code is developed with maintenance and scalability in mind.

6.2.2.2 Python Software

Two Python classes are available to allow two communication with Arduino:

- "arduino.py" Class defines and Arduino object with all the communication hardware settings and buffers encapsulated to send and receive general binary data. [Ref [6]] (Harms)
- "PyCmdMessenger.py" Class encapsulates a communication protocol that allows developer to define custom commands and replies and the class instance can manage and parse all communication with Arduino. . [Ref [6]] (Harms)

An additional Python code file is also included:

- "pyValveControl.py" This code illustrates how to use the above mentioned classes to define the requires commands and replies that are compatible with the Arduino firmware and shows how to control the valves using the USB communication mode. [Developed by CNC LAB]



ArduinoSourceCode.zip



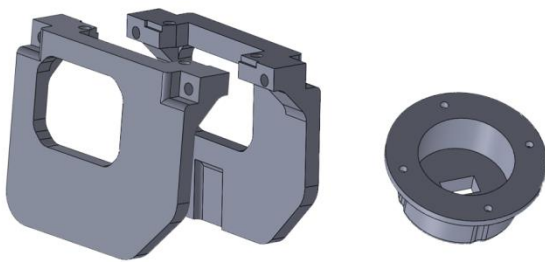
PythonCode.zip

6.2.3 Retrofit,3D Models and 3D Prints

Retrofitting the ball valve with Servo motor was achieved by designing a functional mechanism that ensures the following:

- Fixating the Motor body to the Valve body to prevent motor body from rotating.
- Coupling the motor shaft with the valve shaft while improving or at least not hindering the motor torque.
- Minimize the scale factor of the mechanism.

The following design was modeled, 3D printed and tested during 3 iterations. Tweaked and optimized with each iteration.




ServoBracket.STL


ServoHorn.STL

Figure 6-5 – Retrofit 3D Model

The 3D model was printed and test as shown in the following pictures:



Figure 6-6 - Out Of Printer




Figure 6-7 - Valve Assembly




Figure 6-8 - Complete System

7 Concept for production of Monoclonal Antibodies

7.1 Concept (from Dr Ahmad Trad)

7.1.1 Project Plan for Monoclonal antibody core facility

Monoclonal antibody core facility

Dr.Ahmad Trad

04.06.2016

Summary of the project:

Antibodies are proteins generated by the adaptive immune system in response to the presence of an antigen. Antigen is considered any substance capable to elicit an immune response in the host. Antibodies are very stable molecules and bind with high specificity and affinity to target antigen. These features have made them one of the most attractive molecules in medicine biochemistry, and molecular biology. Antibodies are used extensively in therapy [1] and diagnosis of diseases, and in biomedical research. In fact, more than 20 monoclonal antibodies have been approved by the U.S. Food and Drug Administration for use in humans,

e. g, Heceptin, an anti-Her2 antigen monoclonal antibody, is used to treat metastatic breast cancer [2]. In addition, antibodies are also used in several diagnostic tests to detect small amounts of drugs, toxins or hormones, e.g. estimation of the hormone chorionic gonadotropin expressed during pregnancy and detection of HIV [3]. Furthermore, antibodies are vital tools for researchers to identify and to trace specific cells or molecules in an organism.

Antibodies are produced by B lymphocytes that specifically bind one antigen. Monoclonal antibody represents antibody generated from a single B cell. Consequently, monoclonal antibody recognises only one unique epitope on the antigen, which contains many epitopes. Monoclonal antibody producing B cells can be isolated from immunized animals and cultured in vitro to produce monoclonal antibody. However, these B cells have a limited life span and produce a very low amount of antibody before they die. To overcome this problem, different techniques, including the hybridoma technology, have been developed to immortalized B cells. The hybridoma technology [4] involves the fusion of B cells of immunized animals with immortal myeloma cells, resulting in an immortalized cell line (Hybridoma) expressing antibodies of a defined specificity in the cell culture supernatant. This cell line allows production of monoclonal antibody in vitro in large quantity and when it is required. Hybridoma cells can be frozen and stored indefinitely at -80°C or in liquid nitrogen. Thus, hybridoma technology provides an immortal cell lines able to produce unlimited quantities of highly specific monoclonal antibodies.

As monoclonal antibodies are essential reagents for therapy, diagnostic of diseases and biomedical research, the increasing demand for developing new antibodies will continue. Indeed, monoclonal antibodies sector is fastest growing branch of biopharmaceutical industry.

Error! Use the Home tab to apply Überschrift 2 to the text that you want to appear here.

As far as we know, neither in Lebanon nor in other arabic countries, exist biotechnology companies or academic institutes offering the generation of antibodies. Thus, there is need to establish monoclonal antibody core facility to provide the market with the inevitable reagents and meet the constantly rising demand for monoclonal antibodies. The goal of the core facility: (1) Transfer the hybridoma technology to Lebanon. (2) Training young researchers. (3) Production of monoclonal antibodies in mouse and rat to cover the need of the research centres and biotech companies for monoclonal antibodies

Aims of the project:

Scientific Goals	Making of antibodies for scientific research.
	Making courses and workshops for the young researches.
	Publish of high quality papers and reviews in international journals
	Hosting scientific conferences
Commercial Goals	Making ELISA kits
	Making Ag-specific hybridomas cell lines

Methods and technology:

Production of monoclonal antibodies involves *in vivo* (ascites) or *in vitro* procedures or combinations thereof. The first step for in both methods is to generate hybrid cells that are able to produce the antibodies. The steps in producing those cells are outlined below. The generation of mAb-producing cells requires the use of animals, usually mice. The procedure yields a cell line capable of producing one type of antibody protein for a long period. A tumor from this “immortal” cell line is called a hybridoma.

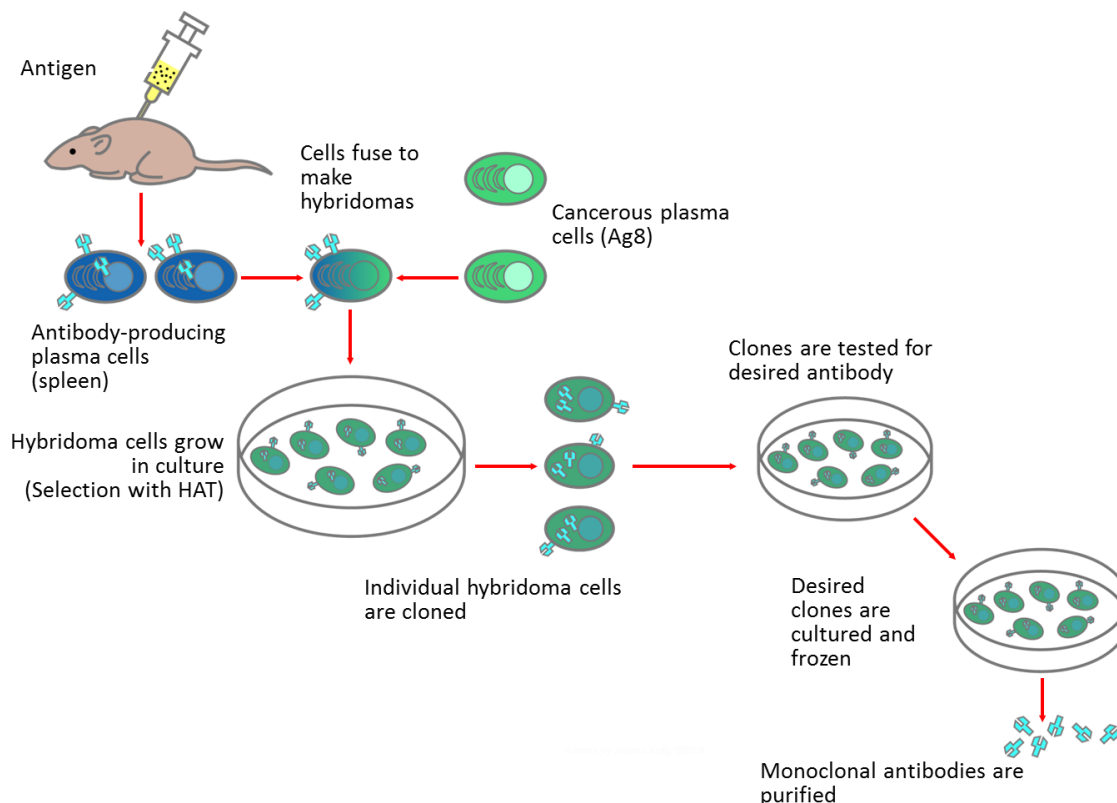


Fig 1. Hybridoma is a hybrid cell produced by injecting an antigen into a mouse, collecting an antibody-producing cell from the mouse's spleen, and fusing it with a long-lived cancerous immune cell called a

Error! Use the Home tab to apply Überschrift 2 to the text that you want to appear here.

myeloma cell. Individual hybridoma cells are cloned and tested to find those produce the desired antibody. Cell supernatant of positive clone is collect and prepared for antibody purification.

It has been possible to genetically replace much of the mouse mAb-producing genes with human sequences, reducing the immunogenicity of mAb destined for clinical use in humans. Before the advent of the hybridoma method, investigators could produce only polyclonal serum antibodies; this required large numbers of immunized animals and did not immortalize the antibody-producing cells, so it required repeated animal use to obtain more antibodies. Development of the hybridoma technology has reduced the number of animals (mice, rabbits, and so on) required to produce a given antibody.

Step 1: Immunization of mice

Mice are immunized with an antigen that is prepared for injection either by emulsifying the antigen with Freund's adjuvant or other adjuvants or by homogenizing a gel slice that contains the antigen. Intact cells, whole membranes, and killed microorganisms are used as immunogens. In almost laboratories, mice are used to produce the desired antibodies. In general, mice are immunized every 2-3 weeks. However, the immunization protocols vary among investigators. When a sufficient antibody titer is reached in serum, immunized mice are euthanized and the spleen removed to use as a source of cells for fusion with myeloma cells.

Step 2: Screening of mice for antibody production

After few weeks of immunization, blood samples are collected from mice for measurement of serum antibodies. Several humane techniques have been developed for collection of small volumes of blood from mice. Serum antibody titer is determined with various techniques, such as enzyme-linked immunosorbent assay (ELISA) and flow cytometry. If the antibody titer is high enough, cell fusion can be performed. If the immune titer is too low, mice can be boosted until an adequate response is achieved, as determined by repeated blood sampling. When the antibody titer is high enough, mice are commonly boosted by injecting antigen without adjuvant intraperitoneally or intravenously (via the tail veins) 3 days before fusion. Then the mice are euthanized and their spleens removed for *in vitro* hybridoma cell production.

Step 3: Preparation of myeloma cells

Fusing antibody-producing spleen cells, which have a limited life span, with cells derived from an immortal tumor of lymphocytes (myeloma) results in a hybridoma that is capable of unlimited growth. A few weeks before cell fusion, myeloma cells must be treated against

Error! Use the Home tab to apply Überschrift 1 to the text that you want to appear here.

mycoplasma as following: Tiamulin is added to a final concentration of 10 µg/ml for three days follows by minocycline at 5 µg/ml for 4 days. The treatment cycle is repeated three times. Cells must have high viability and rapid growth. The HAT medium allows only the fused cells to survive in culture.

Step 4: Fusion of myeloma cells with immune spleen cells

Single spleen cells from the immunized mouse are fused with the previously prepared myeloma cells. Fusion is accomplished by co-centrifuging freshly harvested spleen cells and myeloma cells in polyethylene glycol, a substance that causes cell membranes to fuse. As noted in step 3, only fused cells will grow in the special selection medium contained HAT, 10 % FCS and 10 % J774 supernatant. J774 Supernatant is believed to supply growth factors that promote growth of the hybridoma cells.

Step 5: Screening the hybridoma cell lines

At this step new, small clusters of hybridoma cells from the 96 well plates can be grown in tissue culture and the supernatant can be tested by ELISA followed by selection for positive clones. Cell supernatant of positive clone is collect and prepared for antibody purification.

Budget of the project

Laboratory equipments	UV detector
	ELISA Reader
	Western blot equipment
	Inverted microscope
	Centrifuges for 1.5 ml and 50 ml
	Incubators
	Water bath
	Fume hood
	PCR machines
	Electrophoresis
	Refrigerators (-20 and -80 C)
	Autoclave
	Vacuum pump for filtration
	pH meter
Chemicals	RPMI 1640

Error! Use the Home tab to apply Überschrift 2 to the text that you want to appear here.

	FCS
	Glutamine
	Penicillin sulfate salt
	Streptomycin sulfate salt
	Zellkulturschale 35 x 10 mm
	2-Mercaptoethanol
	Sodium bicarbonate NaHCO ₃
	Zellkulturplatte 24 Well
	HAT supplement
	HT supplement
	Polyethylenglycol PEG1500
	DMSO
	GERBU ADJUVANT MM
	Corning® cell strainer
	Mouse Restrainer
	Forceps/Scissors
	1 ml syringes
	Needle 27g
	ELISA Plates
	Goat Anti-Mouse Ig
	ABTS tablets
	Buffer for ABTS
	Casein
	Disodium carbonate (Na ₂ CO ₃)
	Sodium chloride (NaCl)
	Potassium chloride (KCl)
	Disodium hydrogen phosphate (Na ₂ HPO ₄)
	Potassium dihydrogen phosphate (KH ₂ PO ₄)
Animals	Balb/c mice
	Rats

Project team

	Degree/Name	POSITION
Project Team	DR. Ahmad Trad	Project manager
	Dip-Ing. Samir Mourad	Project Manager
	XX	Technical assistant

References

1. Sanchez-Carbayo, M., *Antibody Arrays: Technical Considerations and Clinical Applications in Cancer*. Clin Chem, 2006. **52**(9): p. 1651-1659.
2. Hillmen, P., et al., *Effect of the complement inhibitor eculizumab on thromboembolism in patients with paroxysmal nocturnal hemoglobinuria*. Blood, 2007. **110**(12): p. 4123-4128.
3. Wu, L.W., et al., *[OKT3 for recipients with steroid-resistant acute rejection after liver transplantation.]*. Zhonghua Gan Zang Bing Za Zhi, 2007. **15**(11): p. 857-8.
4. Kohler, G. and C. Milstein, *Continuous cultures of fused cells secreting antibody of predefined specificity*. Nature, 1975. **256**(5517): p. 495-497.

7.1.2 Materials Needed



Materials needed for
mAbs.xlsx

7.1.2.1 Equipment

Equipments
UV detector
ELISA Reader
Western blot equipment

Error! Use the Home tab to apply Überschrift 2 to the text that you want to appear here.

Inverted microscope
Centrifuges for 1.5 ml and 50 ml
Incubators
Water bath
Fume hood
PCR machines
Electrophoresis
Refrigerators (-20 and -80 C)
Autoclave
Vacuum pump for filtration
pH meter

7.1.2.2 CHEMICALS

ID	Supplier	Cat. No.	Price in CZK	Price in USD	Amount	Note
Cell culture						
RPMI 1640	Sigma	R6504-50L	3712,5	158,9	50 L	Powder
FCS	Sigma	13063C-1000ML	2397,6	102,6	1 L	Australia origen
Glutamine	Sigma	G8540-25G	1449,9	62,1	25 G	
Penicillin sulfate salt	Sigma	S9137-25G	1247,4	53,4	25 G	
Streptomycin sulfate salt	Sigma	S6501-5G	540,0	23,1	5 G	
Zellkulturschale 35 x 10 mm	Sarstedt	83.3900.500	?	#WERT!	500 pieces	TC-Schale 35,Suspension
2-Mercaptoethanol	Sigma	M3148-25ML	464,4	19,9	25 ml	
Sodium bicarbonate NaHCO ₃	Sigma	S4019-500G	1609,2	68,9	500 G	
Zellkulturplatte 24 Well	Sarstedt	83.3922.005	?	#WERT!	500 pieces	TC-Platte 24 Well,Standard,F
HAT suplement	Sigma	H0262-10VL	3793,5	162,4	10 vials	
HT suplement	Sigma	H0137-10VL	3334,5	142,7		
Polyethylenglycol PEG1500	Sigma	P7306-5X5ML	3550,5	152,0	25 ml	
DMSO	Sigma	D2438-50ML	3726,0	159,5	50 ml	
GERBU ADJUVANT MM	Gerbu	30.011.000		130,0	1 ml	
Corning® cell strainer	Sigma	CLS431750-50EA	2.373,30	101,6	50 pieces	size 40 µm
Mouse Restrainer	Carlroth	PK28.1	71.95 Euro	80,7	1	
Forceps/Scissors	-	-	-	-	-	
1 ml syringes	-	-	-	-	-	
Needle 27g	-	-	-	-	-	

Error! Use the Home tab to apply Überschrift 2 to the text that you want to appear here.

ELISA						
ELISA Plates	Sarstedt	82.1581.210	?	#WERT!	50 pieces	ELISA-Platte weiß High Bind. F
Goat Anti-Mouse Ig	Southernbiotech	1010-05	\$115.00	115,0	1 ml	-
ABTS tablets	Sigma	11 204 521 001	1674,0	71,6	20 tablets	pkg of 20 tablets
Buffer for ABTS	Sigma	11 204 530 001	1107,0	47,4	125 ml	
Casein	Sigma	C8654-500G	1323,0	56,6	500 g	
Disodium carbonate (Na ₂ CO ₃)	Sigma	S7795-500G	2222,1	95,1	500 g	
Sodium chloride (NaCl)	Sigma	S7653-250G	1142,1	48,9	250 g	
Potassium chloride (KCl)	Sigma	P9333-500G	2351,7	100,7	500 g	
Disodium hydrogen phosphate (Na ₂ HPO ₄)	Sigma	S7907-100G	1512,0	64,7	100 g	
Potassium dihydrogen phosphate (KH ₂ PO ₄)	Sigma	P5655-100G	726,3	31,1	100 g	

7.1.2.3 Cells, Animals

Animals	strain	Number	Price
Mouse	Balb/c	5	?

Cells	J774	Available
	Ag8	Available

7.1.2.4 Website

About Us

Platform

The Monoclonal Antibody Core Facility provide biotech companies and research centers with high quality of monoclonal antibody using the hybridoma technology. Our scientists possess longstanding expertise and extensive know-how in generation of monoclonal antibody and establishing of ELISA.

Our services include:

- Advice on the design of Peptide/Protein for immunization
- Production of mouse or rat monoclonal antibodies

Determination of Ig class and subclass

- P roduction of monoclonal antibody in mg scale

- P urification and labelling of antibodies

- L ong-term storage of hybridomas

- E LISA development

Management

Dip-Ing. Samir Mourad › [Read biography ›](#)

Dr. Ahmad Trad › [Read biography ›](#)

Generation of Monoclonal Antibody

According to the hybridoma technology, the generation of monoclonal antibody included the following steps:

- Immunisation of 3-5 Mice/Rats
- Bleeding of the animals
- Titrations and determination in the antiserum by ELISA
- Preparing of the myeloma cell line, and isolation splenocytes from immunized animal after last boosting
- Fusion of myeloma cells with splenocytes using PEG
- Selection of hybridomas in HAT medium
- Screening of hybridomas for antigen specificity
- Cloning of positive clone by limiting dilution
- Determination of Ig subclass
- Delivery of cell culture supernatants
- Antibody purification from supernatant by Protein A/G (2

clones, 3mg each)

- Cryo conservation of the positive clones (each 3 cryo vials)

- Delivery of final report to customer

It is always helpful to discuss with us in detail the design of your project to adapt all above mentioned steps to fulfill your expectation of the generated monoclonal antibody.

Clones and correspond obtained results are the property of the customer.

Please contact us for a detailed quotation.

Establishing ELISA Kit for detection of antigen ›

Establishing ELISA Kit for detection of antigen

In order to quantify your antigen, we offer searching for a pair of monoclonal antibodies (one capturing and one for detection) suitable to be used in a sandwich ELISA. Furthermore, we offer establishing of complete ELISA kit including labeling of detection antibody. The complete ELISA kit contains the following reagents:

- Purified primary antibody for capturing of antigen

- Biotinylated secondary antibody for detection

- Sufficient amount of coating, washing and detection buffers

Purification of antibody from established hybridomas ›

Purification of antibody from established hybridomas

For hybridomas provided by customer, we offer the following services:

- Cultivation of hybridomas
- Cloning by limiting dilution
- Determination of Ig subclass
- Long time storage of clones
- Production sufficient amount of cell supernatant as requested by customers
- Purification of monoclonal antibody in various scales from (3 mg per batch)
- Affinity determination

Price ›

7.1.2.5 Products and price

Description	Cat. No.	Price, USD
Immunisation of 3-5 Mice/Rats	AT-10	10000
Titre determination in the antiserum by ELISA		
Fusion of myeloma cells with splenocytes using PEG		
Screening of hybridomas for antigen specificity		
Cloning of positive clone by limiting dilution		
Determination of Ig subclass		
Antibody purification from supernatant by Protein		

Error! Use the Home tab to apply Überschrift 1 to the text that you want to appear here.

A/G (2 clones, 3 mg each)		
Cryo conservation of the positive clones (each 3 cryo vials)		
Establishing of ELISA Kit for detection of antigen	AT-11	20000
Cloning by limiting dilution	AT-12	1000
Determination of Ig subclass	AT-13	1000
Purification of monoclonal antibody in various scales from (3 mg per batch)	AT-14	2000
Affinity determination	AT-15	1000
Biotinilation of antibody	AT-16	1000

7.2 Email Correspondence with Dr Ahmad Trad concerning business concept

7.2.1 Introduction and meeting in Nuremberg in Ramadan 2017 (first Ramadan week)

22.7.2017

Webmail (1077)

Re: Transfer of Hybridoma Technology

8. Juni 2017 | 01:00 | 519 KB

Von:

Ahmad Trad <ahmadtrad24@yahoo.de>

An:

samir.mourad@aecenar.com

Lieber Bruder Samir,

Aslam Alikum.

Zuerst möchte ich mich bei Dir für den warmen Empfang bedanken, das Treffen hat mich viele Freude gebracht. Es freute mich sehr, Dir als neuer Bruder kennen zu lernen.

Transferieren die Hybridoma Technologie zu unserem Land (Uma), find ich ganz wichtig. Er ist unser gemeinsamer Ziel und das sollen wir im Auge behalten.

Zu deiner Business Strategie, wenn ich richtige verstanden habe, sieht es so aus:

Das Labor steht bereit zu Verfügung

- 1) Räume sollten vermietet werden (ca. 500 \$/Monat). Hier wurde gewünscht, dass ich die Kosten übernehme. Das Geld wird als Investition gerechnet, z.B. 6000 \$ pro Jahr sind ca. 6% von dem gesamter Investition, die ca. 100.000 \$ beträgt. d.h. mein Teil von Gewinn der Firma ist 6%.
- 2) Mein Know-how wird als Arbeitsstunden gerechnet. Es wird pro Stunde bezahlt.
- 3) Ein Technischer Assistent für das Labor wird irgendwie besorgt (Masterstudent oder Ähnlicher)

Momentan leider von der Finanzierung her, bin ich nicht in der Lage das Geld zu investieren. Ich weiß das ist nicht viel (6000 \$ pro Jahr) aber jede von uns hat eine bestimmte Kapazität. Ich weiß das etwas für die Uma, aber wirklich meine Situation erlaubt das nicht.

Mein Vorschlag wäre, ihr übernimmt das gesamte kosten und ich übernehme die unten aufgelisteten Aufgaben:

- 1) Training technischen Assistenten
- 2) Täglich Kontakt mit TA über das verläuft der Arbeit
- 3) Durchführung Kontakt mit Kunden und Projekt Planung am Samstags und Sonntags

So sind meine Aufgaben, ich werde mein Best tun um die Firma auf eigene Füße stehen zu können. Ich bin überzeugt, davon eine hervorragende Arbeit entsteht.

Was ich dafür verlange:

- 1) So lange die Firma kein Gewinn macht, brauche ich kein Geld.
- 2) Wenn die Firma Gewinn macht, dann würde ich gerne als co-founder 25% haben.

Ich weiß das ist eine Arbeit für die Uma, und ich tue mein Best so lange ich kann.

22.7.2017

Webmail (1077)

Ich hoffe mein Vorschlag gefällt Dir. Auf jeden Fall bin ich offen und bereit andere Möglichkeiten zu diskutieren. Ich habe nicht vergessen, dass dieser Arbeit inscha Allah für die Uma gewidmet ist, aber jede von uns hat seine grenze.

Anbei findest du einige Information über die Produktion von monoklonalen Antikörper.

Diese Informationen sollten bitte als vertraulich behandelt werden.

Ich danke Dir noch mal, und hoffe bald von Dir zu hören.

Mit freundlichen Grüßen,

Ahmad

Dr. rer. nat. Ahmad Trad
Diplom Biochemistry
Waitzstraße 68
24105 Kiel
Germany

Von: Samir Mourad <samir.mourad@aecenar.com>

An: Ahmad Trad <ahmadtrad24@yahoo.de>

Gesendet: 18:02 Sonntag, 14.Mai 2017

Betreff: Re: Transfer of Hybridoma Technology

Sehr geehrter Dr Ahmad
as Salamu alaikum,

es freut mich, dass Sie an uns wenden wegen Ihrem Projekt.

Wir können gerne über weitere Einzelheiten sprechen.

Wie ich es verstanden habe, brauchen Sie nur ein Labor. Suchen Sie auch eine Anstellung oder wollen Sie sich in Nordlibanon selbstständig machen?

Mit freundlichen Grüßen
Samir Mourad

Eng. Samir Mourad, Director
Phone (Mobile Lebanon) +961 76 341 526
(Mobile Germany) +49 (0)178 72 855 78

Email: samir.mourad@aecenar.com

Association for Technological and Economical Cooperation in the Euro-Asian and North-African Region

(AECENAR)

Ras Nhache/Batroun

Lebanon

www.aecenar.com

22.7.2017

Webmail (1077)

Am 12. Mai 2017 um 16:39:59 +03:00, hat Ahmad Trad <ahmadtrad24@yahoo.de> geschrieben:

Dear Mr. Samir Mourad,

First of all I want to introduce myself. I am original from north Lebanon.

I earned my Ph.D. in Immunology in 2009 at Kiel University. From 2009 to 2014 I worked as a post-doctoral researcher, managed and supervised (Head) the antibody core facility at the biochemical Institute of Kiel University. Since 2014 I am the head of cell culture by Abcheck (Czech Republic).

I am planning to establish a core facility for monoclonal antibodies production. Despite my knowledge, I have the cells that allow me to produce such molecules. This project has many important approaches:

- 1- Important Technology Transfer to Lebanon (Hybridoma Technology)
- 2- Produce of antibodies for medical diagnostic (Medical approaches)
- 3- Produce of antibodies for scientific research

Required: Now I need biosafety level 1 laboratory in AECENAR Center Lebanon.

Please let me know if you need detailed information.

Best regards,

Ahmed Trad

Dr. rer. nat. Ahmad Trad
Diplom Biochemistry
Waitzstraße 68
24105 Kiel
Germany

Anhänge:

[Alle Anhänge herunterladen](#)



7.2.2 Final result of discussion

22.7.2017

Webmail (1076)

Re: Transfer of Hybridoma Technology

12. Juni 2017 | 21:36 | 111 KB

Von:

Ahmad Trad <ahmadtrad24@yahoo.de>

An:

samir.mourad@aecenar.com

Lieber Bruder Samir,

ich wusste nicht dass du bzw. wir ein Produktionsstätte aufbauen willst, du hast mir nur kurz darüber gesprochen, dass in Libanon die meisten Firme mit Verpackungen von Medikament beschäftigt sind aber nicht mit Herstellung. Ich finde die Idee sehr gut. Denkst du ist es mögliche ein Dienstleistungsunternehmen (was ich geplant habe) mit Medikamentenproduktionsfirma in eurem facility Kombinieren werden könnte? Im Prinzip willst du ein Dienstleistungsunternehmen und Medikamentenproduktionsfirma aufbauen oder nur Medikamentenproduktionsfirma? Aber wie du in dein E-Mail erwähnt hast, dass ein schwieriger Weg ist. Hast du ein Produkt (sein Patent abgelaufen ist), Pläne für die Produktion? Vielleicht könnte ich dabei helfen, wenn du willst.

Wie auch immer, ich hoffe, dass wir irgendwie jetzt oder später zusammen arbeiten können. Auf jeden Fall, stelle ich Zellen, die man für Hybridoma Technologie braucht, zur deiner Verfügung, und biete ich (1-2 Tage) einen praktischen/theoretischen Kurs in der Herstellung von monoklonalen Antikörper an.

Möge Allah deine guten Taten vielfachen,

wa salamu alikum,

dein Bruder Ahmad

Dr. rer. nat. Ahmad Trad
Diplom Biochemistry
Waltzstraße 68
24105 Kiel
Germany

Von: Samir Mourad <samir.mourad@aecenar.com>

An: Ahmad Trad <ahmadtrad24@yahoo.de>

Gesendet: 22:12 Samstag, 10. Juni 2017

Betreff: Re: Transfer of Hybridoma Technology

As Salamu alaikum, lieber Bruder Ahmad

Wie ich verstanden habe, möchtest du ein Dienstleistungsunternehmen machen, ich möchte aber eine Produktionsstätte.

Bzgl. Dienstleistung haben wir jahrelange Erfahrung u.a. im Softwarebereich und da kann ich dir sagen, dass das zwar fast cash bringt, aber keine dauerhafte Firma im Sinne einer Medikamentenproduktionsfirma, da man sich immer an den kurzfristigen Wünschen der Kunden orientieren muss.

22.7.2017

Webmail (1076)

Ich denke, dass es eben besser ist, zunächst eine facility aufzubauen, und dann mit vorgefertigten Produkten auf den Markt zu kommen.
Es ist eben ein schwieriger Weg, aber der baut wirklich Technologie und Infrastruktur auf.
Khair inscha Allah.
Allah möge dich bewahren.

Wassalam,
dein Bruder Samir

Eng. Samir Mourad, Director
Phone (Mobile Lebanon) +961 76 341 526
(Mobile Germany) +49 (0)178 72 855 78
Email: samir.mourad@aecenar.com
Association for Technological and Economical Cooperation in the Euro-Asian and North-African Region (AECENAR)
Qubaisi Center
Ras Nhache/Batroun
Lebanon

www.aecenar.com

Am 10. Juni 2017 um 21:11:35 +02:00, hat Ahmad Trad <ahmadtrad24@yahoo.de> geschrieben:

Lieber Bruder Samir,

danke für die Erklärung, es ist mir jetzt sehr klar.

Wahrscheinlich wir reden über zwei unterschiedlichen Sachen was die Fima umgeht.
Die Firma, die ich mir vorgestellt habe, ist ein Service Firma. D.h wir bekommen Aufträge von „Kunden“ (Universitäten, Forschungszentrum, Firmen) um Antikörper gegen ihrem Antigen herzustellen. Mit unserer Hybridoma Technologie, werden wir monoklonalen Antikörper gegen das Antigen produzieren. Das ist die einfachste Version als Start Punkt für unser Projekt.

Wenn ich dir richtig verstanden habe, die Firma soll ein bestimmt typ von monoklonalen Antikörper (z.b. biosimilare Antikörper, Infliximab) produzieren. Dafür brauchst du aber nicht die Hybridoma Technologie.

Eine Zweite Punkt, nach meiner Vorstellung, wir brauchen keinen Prototyp, oder es gibt keinen Prototyp wenn wir die Hybridoma Technologie benutzen. D.h für jeden Auftrag (Antigen), starten wir neuen versuch. Der erste Auftrag wäre so zu sagen unser prototyp.

22.7.2017

Webmail (1076)

Ich denke was wir machen könnten, versuchen wir Aufträge zu bekommen, bevor wir das Labor öffnen oder in parallel. D.h wir sollten uns an Universitäten, Firmen und Krankenhäuser vorstellen und sagen wir haben (oder in kurzer Zeit) diese Technologie und ob sie daran Interesse haben. Man könnte Anzeige an eurer Website machen, dass ein "Antibodies core facility" unter construction ist.

Ich denke es ist wichtig zu vereinigen, was prinzipiell die Firma produzieren soll. Das Hybridoma Technologie zu haben ohne Aufträge von „Kunden“ macht es wenig Sinn. Weil wir momentan kein eigenes Target (Antigen) haben, das wir daran arbeiten können.

Bitte überleg es dir, was ich oben erwähnt habe. Schreib mir wie du die Firma vorstellst und was sie produzieren soll. Es wäre natürlich gut wenn du mir auch eine Zusammenfassung über die Finanzierung der Firma schickst, wer wieviel bezahlt, was es fehlt, vielleicht könnte ich Investoren finden, die diese Arbeit unterstützen.

Von meiner Seite, ich werde Kollegen, die in arabischen Ländern an der Universität unterrichten, kontaktieren, ob sie potentielle „Kunden“ für uns kennen.

Nach deinem Business Modul, kann ich leider nur Arbeitskraft investieren.

Wa assalam alikum,

dein Bruder Ahmad

Dr. rer. nat. Ahmad Trad
Diplom Biochemistry
Waltzstraße 68
24105 Kiel
Germany

Von: Samir Mourad <samir.mourad@aecenar.com>

An: Ahmad Trad <ahmadtrad24@yahoo.de>

CC: "rs130893@gmail.com" <rs130893@gmail.com>; Samir Mourad <smourad69@googlemail.com>

Gesendet: 15:11 Samstag, 10. Juni 2017

Betreff: Re: Transfer of Hybridoma Technology

Wa alaikum as Salam, achi Ahmad

zu deinen Fragen:

1. jeder kann mit Geld und Arbeitskraft investieren. Dafür bekommt man Anteile (Aktien).

Wenn du dich entschieden hast, mitzumachen, legen wir zusammen die

Gesamtinvestitionssumme für die Laufzeit der Firma fest.

Die Investitionssumme sollte reichen, dass wir einen Prototyp machen und auf den Markt kommen, so dass die return of invest phase startet

2. Manche Leute bezahlen wir gleich, wie z.B. wenn wir einen Elektriker brauchen oder ein Vermieter, wenn wir seine Wohnung für die Firma brauchen

22.7.2017

Webmail (1076)

3. Natürlich soll die Firma gewinnbringend werden. Der erste Schritt ist aber immer, einen Prototyp herzustellen, in diesem Fall ein Prototyp für die Herstellung von hybridoma antibodies. Um Kosten zu sparen, machen wir dies am besten mit Studenten. Wenn jemand von uns Betreuungsleistung erbringt, bekommt er dafür Anteile entsprechend dem Stundenaufwand.

Vorher wurde natürlich im Businessplan festgelegt, dass dieses Arbeitspaket (Material+Personal) soundsoviel kostet (z.B. 20.000 EUR). Du betreust jetzt z.B. bei diesem Arbeitspaket einen Monat lang, vollzeit dann bekommst du 160h x dein Stundensatz (z.B. 80 EUR) = 12.800 EUR

Wenn wir z.B. als Gesamtinvestitionssumme festgelegt haben, dass die Firma 1.280.000 EUR wert ist (Kosten = Miete + Materialkosten + Personal für z.B. 3 Jahre), dann hast du 1% Anteile. Sobald dann die Firma Gewinn macht, bekommst du 1% vom Gewinn.

Schreib mir einfach über whatsapp, wenn noch Klärungsbedarf ist.

Baraka Allahu fik.

Wassalam,
Samir

Eng. Samir Mourad, Director
Phone (Mobile Lebanon) +961 76 341 526
(Mobile Germany) +49 (0)178 72 855 78

Email: samir.mourad@aecenar.com

Association for Technological and Economical Cooperation in the Euro-Asian and North-African Region (AECENAR)

Qubaisi Center
Ras Nhache/Batroun
Lebanon

www.aecenar.com

Am 10. Juni 2017 um 14:09:55 +02:00, hat Ahmad Trad <ahmadtrad24@yahoo.de> geschrieben:

Lieber Bruder Samir,
Assalam Alikum, vielen Dank für deine schnellere Antwort.

Zu deinem Bussnis Modul, es ist mir eigentlich nicht klare, wie du die Sachen vorstellst. Kannst du mir bitte mehr erklären. Zum Beispiel wenn ich Geld und Arbeitskraft investiere, was bekomme ich konkret?

- a. Gute Taten, weil dieser Arbeit für die Uma gewidmet ist
- b. Ein Teil (25 %) von der Firm, wie ich vorgeschlagen habe
- c. Bezahlt pro Stunde, wann und wer bezahlt?
- d. Erfahrung wie ist der Markt, damit ich später meine eigene Firma aufbauen kann.

<https://mail.one.com/samir.mourad@aecenar.com/INBOX/1/6370>

4/9

7.2.3 CV of Dr Ahmad Trad

Curriculum Vitae

Personal Information

Name: Ahmad Trad



Address:

Nepomucká 312/156

32600 Plzeň

Czech Republic

Telephone: +420 778019508

Email: ahmadtrad24@yahoo.de

Education:

2010-2014: Post-doctoral Fellow

Christian Albrecht University of Kiel, Department of Biochemistry

Advisor: Professor Dr. Joachim Grötzinger

2006-2010: Doctor of Philosophy in Biochemistry/Immunology

Christian Albrecht University of Kiel, Department of Biochemistry

Thesis: *Significance of the third hypervariable region of the antibody H chain for antigen-specificity and expression of idiotypes during the thymus-dependent immune response*

Advisor: Professor Dr. Hilmar Lemke (Immunology)

2003-2005: Master of Biochemistry/Molecular Biology

Christian Albrecht University of Kiel

Thesis: *Affinity determination of syngenic anti-idiotypic antibody using surface plasmon resonance and ELISA*

Advisor: Professor Dr. Hilmar Lemke (Immunology)

1998-2002: Bachelor of Science in Biochemistry

Lebanese University

Research Experience

2014 - Present: Head of cell culture at AbCheck s.r.o

- Managed projects of external customers

Error! Use the Home tab to apply Überschrift 2 to the text that you want to appear here.

- Engineered transgenic animals
- Developed and optimized innovative technology
- Generation of stable cell lines (from e.g. CHO, HEK cell lines)

2010 - 2014

Post-doctoral Fellow

Christian Albrecht University of Kiel, Department of Biochemistry

- Conducted research in structural biology of ADAM metalloprotease-17 (ADAM17)
- Managed monoclonal antibody core facility (Head)
- Validated ADAM17 as potential target for immunotherapy
- Generated monoclonal antibodies against different antigens
- Developed sandwich ELISA to quantify ADAM17, UCH-L1, NOD2 and meprin α

2006 - 2010:

Graduate Researcher

Christian Albrecht University of Kiel, Department of Biochemistry

- Investigated the immune response of transgenic mice harbored only one single DH gene in their genome instead of 13 DH genes as in BALB/c wild-type mice using 2-phenyloxazolone (phox) as model antigen
- Analyzed the immune response (Titer, B and T cells)
- Generated monoclonal antibodies against phox
- Executed bioinformatic analysis of VH/VL genes

Technical skills

- Generation of monoclonal antibodies by Hybridoma technology
- Engineering of transgenic animals
- Handling, immunization and bleeding of mice/rats (FELASA B)
- Generation of stable cell lines (from e.g. CHO, HEK cell lines)
- Protein/antibody engineering
- Molecular modeling of antibody V-regions
- DNA and protein sequence analysis software
 - Vector NTI, BioEdid, Chroma, Blast, Clustal omega

Computer Skills

Excel, Access, PowerPoint, Word, Photoshop, Windows, EndNote, Graphpad

Language Skills

German: Fluent (speaking, reading, writing)
English: Fluent (speaking, reading, writing)
Arabic: Native
French: Intermediate
Italian: Basic

Publications

- 1) Hinrich P Hansen, **Ahmad Trad**, Paola Zigrino, Marcia Moss, Gisela Schön, Patricia C Grenzi, Bruno Aquino, Horst Dürkop, Katrin S Reiners, Michael Hallek, Achim Groetzinger, Adriana F Paes Leme, and Elke Pogge von Strandmann “Shedding of signaling proteins limits the functionality of cancer cell-derived extracellular vesicles to the tumor microenvironment in Hodgkin’s lymphoma” *Oncotarget*. 2016 Apr 20. doi: 10.18632/oncotarget.8864.
- 2) Jin Qu, Hongtao Yu, Fenge Li, Chunlei Zhang, **Ahmad Trad**, Cory Brooks, Bin Zhang, Ting Gong, Zhi Guo, Yunsen Li, Yanyan Lou, Patrick Hwu, Wei Huang, Dapeng Zhou “Molecular basis of antibody binding to mucin glycopeptides in lung cancer” *International Journal of Oncology* 48, no. 2 (2016): 587-594. doi: 10.3892/ijo.2015.3302.
- 3) **Ahmad Trad**, Radu Iulian Tanasa, Tobias Rogosch, Michael Zemlin, Harry W. Schroeder Jr. and Hilmar Lemke “Clonal progression during the thymus-dependent B cell response to the hapten oxazolone depends on the immunoglobulin DH gene repertoire” *Front Immunol*. 2014 Aug 11;5:385. doi: 10.3389/fimmu.2014.00385.
- 4) Jan Sommer, Christoph Garbers, Janina Wolf, **Ahmad Trad**, Jens M. Moll, Joachim Grötzinger, Georg H. Waetzig, Doreen M. Floss and Jürgen Scheller “Alternative intronic polyadenylation generates the interleukin-6 trans-signaling inhibitor sgp130-E10” *J Biol Chem*. 2014 Aug 8;289(32):22140-50. doi: 10.1074/jbc.M114.560938.
- 5) Justyna Sosna, Susann Voigt, Sabine Mathieu, Dieter Kabelitz1, **Ahmad Trad**, Andreas Tholey, Ottmar Janssen, Catherine Meyer-Schwesinger, Stefan Schütze, and Dieter Adam “The proteases HtrA2/Omi and UCH-L1 regulate TNF induced necroptosis” *Cell Communication and Signaling*, 2013, 11:76 doi:10.1186/1478-811X-11-76.
- 6) Schweigert O, Dewitz C, Möller-Hackbarth K, **Ahmad Trad**, Garbers C, Rose-John S, Scheller J. “Soluble T cell immunoglobulin and mucin domain (TIM)-1 and -4 generated by a disintegrin and metalloproteinase domain-containing proteins (ADAM)-10 and -17 bind to phosphatidylserine” *Biochim Biophys Acta*. 2014 Feb;1843(2):275-87. doi: 10.1016/j.bbamcr.2013.11.014.
- 7) Katja Möller-Hackbarth1, Christin Dewitz, Olga Braun, **Ahmad Trad**, Marcia L. Moss, Christoph Garbers, Stefan Rose-John, and Jürgen Scheller “ADAM10 and ADAM17 are major sheddases of t cell immunoglobulin and mucin domain 3 (TIM-3)” *The Journal of J Biol Chem*. 2013 Nov 29;288(48):34529-44. doi: 10.1074/jbc.M113.488478.
- 8) Mirja Oldefest, Jana Kieper, Chien-Wen Hung, Denis Neelsen, **Ahmad Trad**, Andreas Tholey, Joachim Grötzinger, Inken Lorenzen “Upd3 - an ancestor of the four-helix bundle cytokines?” *Biochem Biophys Res Commun*. 2013 Jun 21;436(1):66-72. doi: 10.1016/j.bbrc.2013.04.107.

- 9) **Ahmad Trad**, Michel Riese, Mohammad Shomali, Nina Hedemana, Joachim Grötzinger Inken Lorenzen "The disintegrin domain of ADAM17 antagonises fibroblast-carcinoma cell interactions" *Int J Oncol.* 2013 May;42(5):1793-800. doi: 10.3892/ijo.2013.1864.
- 10) **Ahmad Trad**, Hinrich P Hansen, Mohammad Shomali, Matthias Peipp, Katja Klausz, Nina Hedemann, Kosuke Yamamoto, Christine Desel, Inken Lorenzen, Hilmar Lemke, Stefan Rose-John, Joachim Grötzinger "ADAM17-overexpressing breast cancer cells selectively targeted by antibody-toxin conjugates" *Cancer Immunol Immunother.* 2013 Mar;62(3):411-21. doi: 10.1007/s00262-012-1346.
- 11) Kosuke Yamamoto, **Ahmad Trad**, Anja Baumgart, Linda Hüske, Inken Lorenzen, Athena Chalaris, Joachim Grötzinger, Tobias Dechow, Jürgen Scheller and Stefan Rose-John "A novel bispecific single-chain antibody for ADAM17 and CD3 induces T-cell mediated lysis of prostate cancer cells" *Biochem J.* 2012 Jul 1;445(1):135-44. doi: 10.1042/BJ20120433.
- 12) Inken Lorenzen, Juliane Lokau, Stefan Düsterhöft¹, Ahmad Trad, Christoph Garbers, Jürgen Scheller, Stefan Rose-John, Joachim Grötzinger "The membrane-proximal domain of A Disintegrin And Metalloprotease 17 (ADAM17) is responsible for recognition of the Interleukin-6 receptor and Interleukin-1 receptor II" *FEBS Lett.* 2012 Apr 24;586(8):1093-100. doi: 10.1016/j.febslet.2012.03.012.
- 13) Hans Lange, Oliver Hecht, Michael Zemlin, **Ahmad Trad**, Radu Iulian Tanasa, Harry W. Schroeder Jr and Hilmar Lemke "Immunoglobulin class switching appears to be regulated by B-cell antigen receptor-specific T-cell action" *Eur J Immunol.* 2012 Apr;42(4):1016-29. doi: 10.1002/eji.201141857.
- 14) Inken Lorenzen, **Ahmad Trad**, Joachim Grötzinger
"Multimerisation of A disintegrin and metalloprotease protein-17 (ADAM17) is mediated by its EGF-like domain" *Biochem Biophys Res Commun.* 2011 Nov 18;415(2):330-6. doi: 10.1016/j.bbrc.2011.10.056.
- 15) Abdelsadik A, **Ahmad Trad**
"Toll-like receptors on the fork roads between innate and adaptive immunity"
Hum Immunol. 2011 Dec;72(12):1188-93. doi: 10.1016/j.humimm.2011.08.015.
- 16) **Ahmad Trad**, Nina Heddemen, Verena Pawlak, Mohammad Shomali, Joachim Grötzinger, Inken Lorenzen "Development of sandwich ELISA for detection and quantification of human and murine a disintegrin and metalloproteinase17" *J Immunol Methods.* 2011 Aug 31;371(1-2):91-6. doi: 10.1016/j.jim.2011.06.015.
- 17) Lothar Marischen, Daniela Wesch, Hans-Heinrich Oberg, Philip Rosenstiel, **Ahmad Trad**, Mohammad Shomali, Joachim Grötzinger, Ottmar Janssen, Vladimir Tchikov, Stefan Schütze, Dieter Kabelitz "Functional expression of NOD2 in human peripheral blood Gamma/Delta T-cells" *Scand J Immunol.* 2011 Aug;74(2):126-34. doi: 10.1111/j.1365-3083.2011.02560.

Error! Use the Home tab to apply Überschrift 1 to the text that you want to appear here.

- 18) Radu I. Tanasa, **Ahmad Trad**, Hans Lange, Joachim Grötzinger, and Hilmar Lemke. "Allergen IgE-isotype-specific suppression by maternally derived monoclonal anti-IgG-idiotypic" *Allergy*. 2010 Jan;65(1):16-23. doi: 10.1111/j.1398-9995.2009.02104.
- 19) Hilmar Lemke, Radu Iulian Tanasa, **Ahmad Trad** and Hans Lange "Benefits and burden of the maternally-mediated immunological imprinting" *Autoimmun Rev*. 2009 Mar;8(5):394-9. doi: 10.1016/j.autrev.2008.12.005.
- 20) Hans Lange, Michael Zemlin, Radu Iulian Tanasa, **Ahmad Trad**, Thomas Weiss, Hauke Menning, Hilmar Lemke. "Thymus-independent type 2 antigen induces a long-term IgG-related network memory" *Mol Immunol*. 2008 May;45(10):2847-60. doi: 10.1016/j.molimm.2008.01.020.

Books

- 1) Hilmar Lemke, Radu Iulian Tanasa, **Ahmad Trad** and Hans Lange (2008). *Immunophysiology: Natural autoimmunity in physiology and pathology*, P 77-86.
- 2) Hilmar Lemke, Radu Iulian Tanasa, **Ahmad Trad** and Hans Lange (2012). *Maternal Fetal Transmission of Human Viruses and their Influence on Tumorigenesis*. Springer, ISBN 978-94-007-4215-4

Selected Poster

Mass Humanization of Rabbit Antibodies

Jacob Glanville (Distributed Bio), Peter Milovnik (AbCheck), Remko Griep (AbCheck), **Ahmad Trad** (AbCheck) and Vera Molkenthin (AbCheck), peps_europe_2015.

Patents

- 1) Isolation of anti-Tyrosine-protein kinase transmembrane receptor ROR1 monoclonal antibodies: In Progress
- 2) Mass humanization of rabbit antibodies: In progress

Error! Use the Home tab to apply Überschrift 2 to the text that you want to appear here.

8 Suppliers

8.1 Mechanical Parts (Valves, Sensors)

Sin El Fil, Horch Tabet

P. : +961-1-486701/2 - +961-1-490754/5

M. : +961-3-783778 / +961-3-763678


F. : +961-1-490929

| +961-76-500880

Mail : P.O. Box 55384 Beirut, Lebanon

Email : sales@mecanixshops.com

8.1.1 Valves



HYDRAULICS / INDUSTRIAL HYDRAULICS > On/Off Valves



Available Product Range

Isolator valves, Directional valves, Pressure valves, Flow control valves, 2-way cartridge valves

8.1.2 Temperature Sensors

ELECTRONICS / SENSORS > THERMOCOUPLE



Available Product Range

Din Head, Air Probe, MGO, Ceramic, SS316

Product Description:

PT100 EASY-UP

Diameter 6mm, three-wires cable

Error! Use the Home tab to apply Überschrift 1 to the text that you want to appear here.

Temperature measurement by resistance thermometers relies on a feature which is common to all conductors and semiconductors: their electrical resistance is subject to variation with changing temperature. PT100 sensor has a resistance of 100 ohms at 0 °C and the coefficient of variation is 0,00385 ohm each °C. The technology to meet requirements of accurate measurement is based on thin platinum layers on a ceramic substrate (thin-film resistors).

A three-wires system is used to compensate the error arising from resistance of connecting cables combined with resistor of the sensor itself.

Easy-Up PT100 are linked to a numeric code (password) to be entered on selected Pixsys controllers in order to set automatically the main operating parameters (type of sensor, measuring range...).

Main features:

- Stem diameter: 6mm
- Immersion material: Steel AISI 304
- Internal insulation: MgO Magnesium oxide > 20mOhm at 25°C (500Vdc)
- Sensor: PT100 class B (+/- 0,3°C up to 25°C)
- GSC cable: Silicon rubber, operating temperature -40 ... 250°C
- TTS cable: Glass fiber, operating temperature -200 ... 500°C
- Sealing: 40mm bend proof spring between cable and stem
- Response time: 6,5 seconds (BS 1904/1984/CEI60751)

8.1.3 Pressure Sensors

s://mecanixshops.com/products/Electronics/Sensors/Pressure-Sensor



Sensors

Controllers

Power Units

Weighing Systems

Process Automation

Motion & Drives

Switches

Cables

ELECTRONICS / SENSORS > Pressure Sensor



Available Product Range

Vacuum, Flush, Differential, Atex

Product Description:

TPFADA Series flush diaphragm pressure transmitters are based on bonded strain gauge on stainless steel technology.

Thanks to the strong flush diaphragm made with 17-4 PH stainless steel, **TPFADA is particularly suitable for pressure measurement where the media is with high viscosity (thick fluids, oils, rubber, pulps, chemical products, etc.) and the**

traditional transducers with internal measuring chamber cannot be used.

The high thickness of the diaphragm makes the product very reliable and suitable for heavy industrial application. Internal state of the art electronics allows a wide range of current and voltage signal outputs, as well as the innovative "Digital Autozero & Span" function is able to perform an easy and quick automatic zero adjustment after the installation, simply with the touch of a magnetic pen, supplied as standard.

Main features:

- Ranges: from 0...10 to 0...1000 bar
- Output signal 4...20mA 2-wires / 0.1...5.1Vdc / 0.1...10.1Vdc / 0...5Vdc / 0...10Vdc / 1...5Vdc / 1...6Vdc / 1...10Vdc
- Protection rating: IP65/IP67
- Wetted parts: 17-4PH Stainless Steel
- Flush fitting stainless steel measuring diaphragm
- Digital Autozero & Span function

Error! Use the Home tab to apply Überschrift 2 to the text that you want to appear here.

8.1.4 Flow Meters

<https://mecanixshops.com/products/Electronics/Process-Automation/Flow-Meter>

The screenshot shows the top navigation bar of the Mecanix Shops website. The main header is a dark grey bar with 'MECANIX SHOPS' in white text. Below it is a secondary navigation bar with 'HOME / CORPORATE / BRANDS / PRODUCTS / NEWS & EVENTS / COI'. A third bar, 'OUR PRODUCTS', contains four tabs: 'PNEUMATICS', 'MECHANICS', 'ELECTRONICS' (which is highlighted in red), and 'HYDRAULICS'. Below this is a sub-menu for 'ELECTRONICS' with items: 'Sensors', 'Controllers', 'Power Units', 'Weighing Systems', 'Process Automation' (highlighted in red), 'Motion & Drives', and 'Switches'.

ELECTRONICS / PROCESS AUTOMATION > Flow Meter



Available Product Range

Magnetic, Ultrasonic, Rotary, Mass

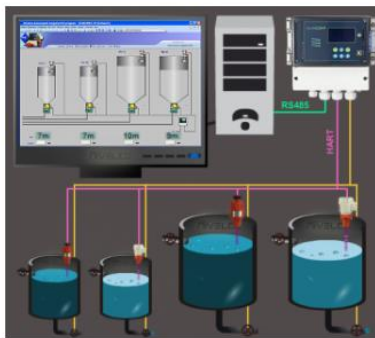
© 2015 MECANIX SHOPS ALL RIGHTS RESERVED | DESIGNED & POWERED BY FUTURE DESTINATION

8.1.5 Visualization Software

<https://mecanixshops.com/products/Electronics/Process-Automation/Process-visualization-software>

The screenshot shows the top navigation bar of the Mecanix Shops website for the Process Visualization Software page. The main header is a dark grey bar with 'OUR PRODUCTS'. Below it is a secondary navigation bar with four tabs: 'PNEUMATICS', 'MECHANICS', 'ELECTRONICS' (highlighted in red), and 'HYDRAULICS'. Below this is a sub-menu for 'ELECTRONICS' with items: 'Sensors', 'Controllers', 'Power Units', 'Weighing Systems', 'Process Automation' (highlighted in red), 'Motion & Drives', 'Switches', and 'Cables'.

ELECTRONICS / PROCESS AUTOMATION > Process Visualization Software



Available Product Range

-Tank configuration-Transmitter configuration-Tankpark visualization-Displaying of measured values-Displaying of limit values-Trend monitoring-Data logging-Database handling-Archiving-Other log functions(alarm)-Remote connection (LAN or Internet)

Product Description:

- -Tank configuration
 - -Transmitter configuration
 - -Tankpark visualization
 - -Displaying of measured values
 - -Displaying of limit values
 - -Trend monitoring
 - -Data logging
 - -Database handling
- -Archiving
 - -Other log functions (alarms)
 - -Remote connection (LAN or Internet)

[1] <http://www.aecenar.com/publications>

[2] http://www.aecenar.com/downloads/cat_view/7-megbi-institute

[3] http://www.aecenar.com/downloads/cat_view/3-meae-institute?start=10

[5] NPTEL – Chemical – Chemical Technology II, Joint initiative of IITs and IISc,

[6] <https://pypi.python.org/pypi/PyCmdMessenger>